	GIMNASIO SABIO CALDAS (IED) Nuestra escuela: una opción para la vida GUÍAS DE APRENDIZAJE – PLAN ESCOLAR	Código	PENP - 01
		Versión	001
		Fecha	18/03/2020
		Proceso	Gestión Académica

DOCENTE	Gina Gélvez John Cendales Yuliana Morales	Grado	Transición
ASIGNATURA	English		
Correo electrónico de contacto	esperanza.gelvez@sabiocaldas.edu.co yuliana.morales@sabiocaldas.edu.co john.cendales@sabiocaldas.edu.co		
Periodo académico	second term		
Tiempo de ejecución de la actividad	July 26 -August 06		
¿Qué competencia(s) debo alcanzar?	Using images and repeating words, the student discovers new vocabulary and pronunciation.		
Temáticas mediadoras	Family members (father- dad mother- mom, brother, sister)		
Metas	Understand and pronounce the most important family members in english .		
	Learning goals: Identify and pronounce known words		

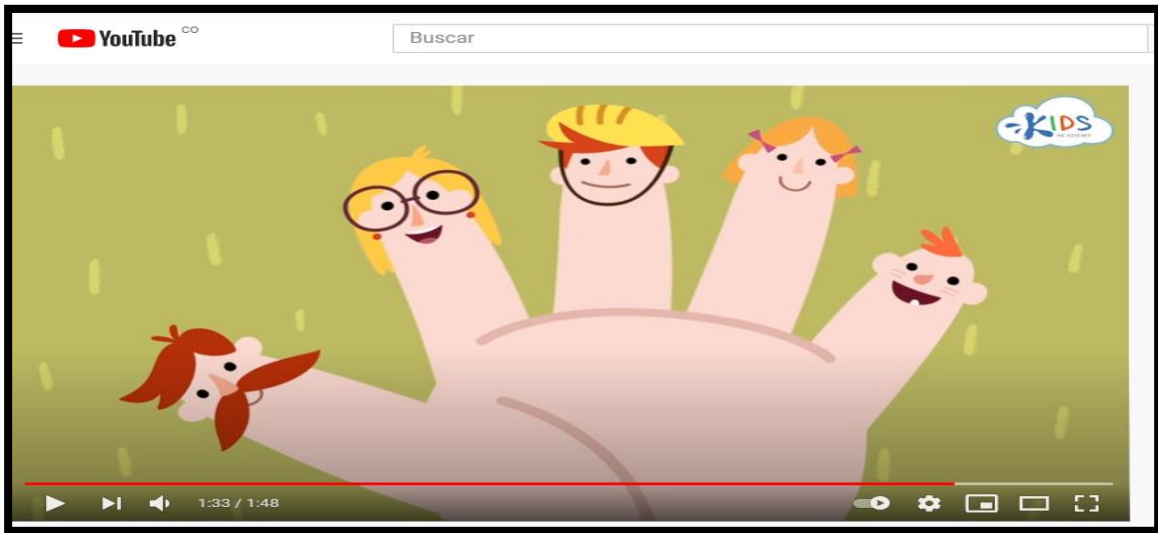
CRITERIOS DE EVALUACIÓN:

What will you evaluate?	How will you evaluate?	When will you evaluate?
Recognition the vocabulary in a context	Read identify and pronounce vocabulary family	July 19
Listen and write the main members of the family in english.	Write names using images	August 06

WEEK 1 (from July 6 to 9)

ACTIVIDAD INICIAL: Warming up (song about family members for kids)

<https://www.youtube.com/watch?v=G6k7dChBaJ8>



CONTEXTUALIZACIÓN: Family



ACTIVIDAD DE AFIANZAMIENTO:

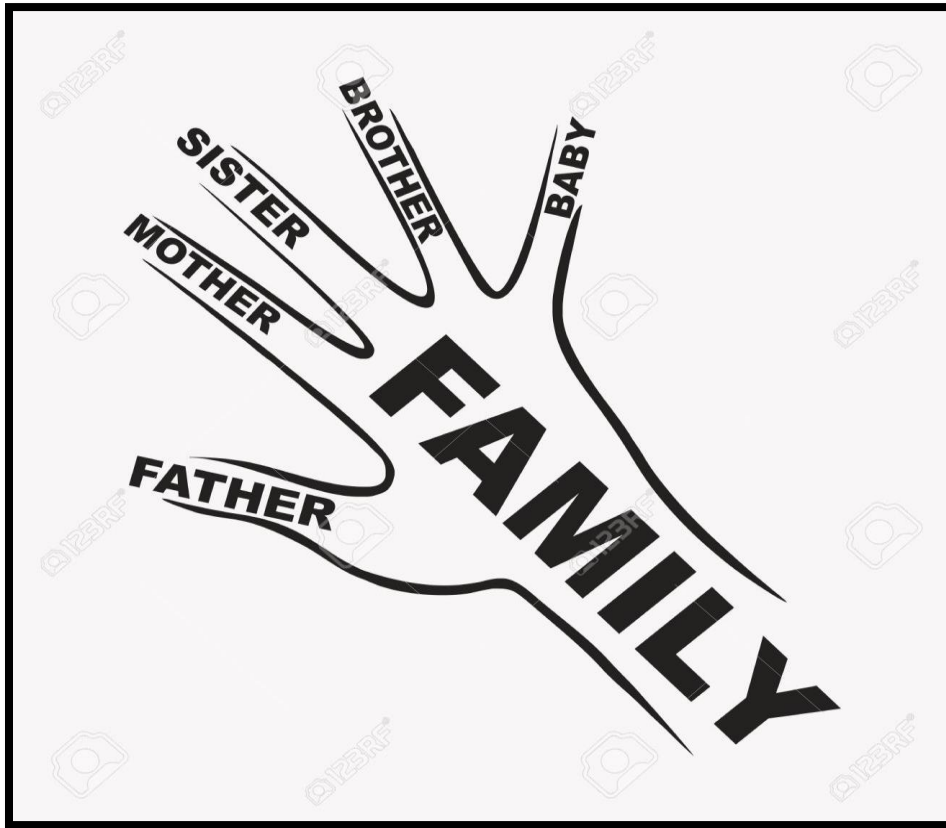
Identify the main family members using previous vocabulary (colors).

VERIFICACIÓN DE APRENDIZAJES:

Anexo 1 (document)

ACTIVITY:

Taking to account this image, color a hand with the belonging colors



VOCABULARY	COLOR
Father	Blue
Mother	Red
Sister	Yellow
Brother	Green
Baby	Orange

WEEK 2 (from July 19 to August 10)

CONTEXTUALIZACIÓN



ACTIVIDAD DE AFIANZAMIENTO:


Look at the previous picture and discover new family members

ACTIVIDAD DE AFIANZAMIENTO:

Anexo 2

ANEXOS

Anexo 1



Anexo 2

ACTIVITY:

Organize the words



R

A R

